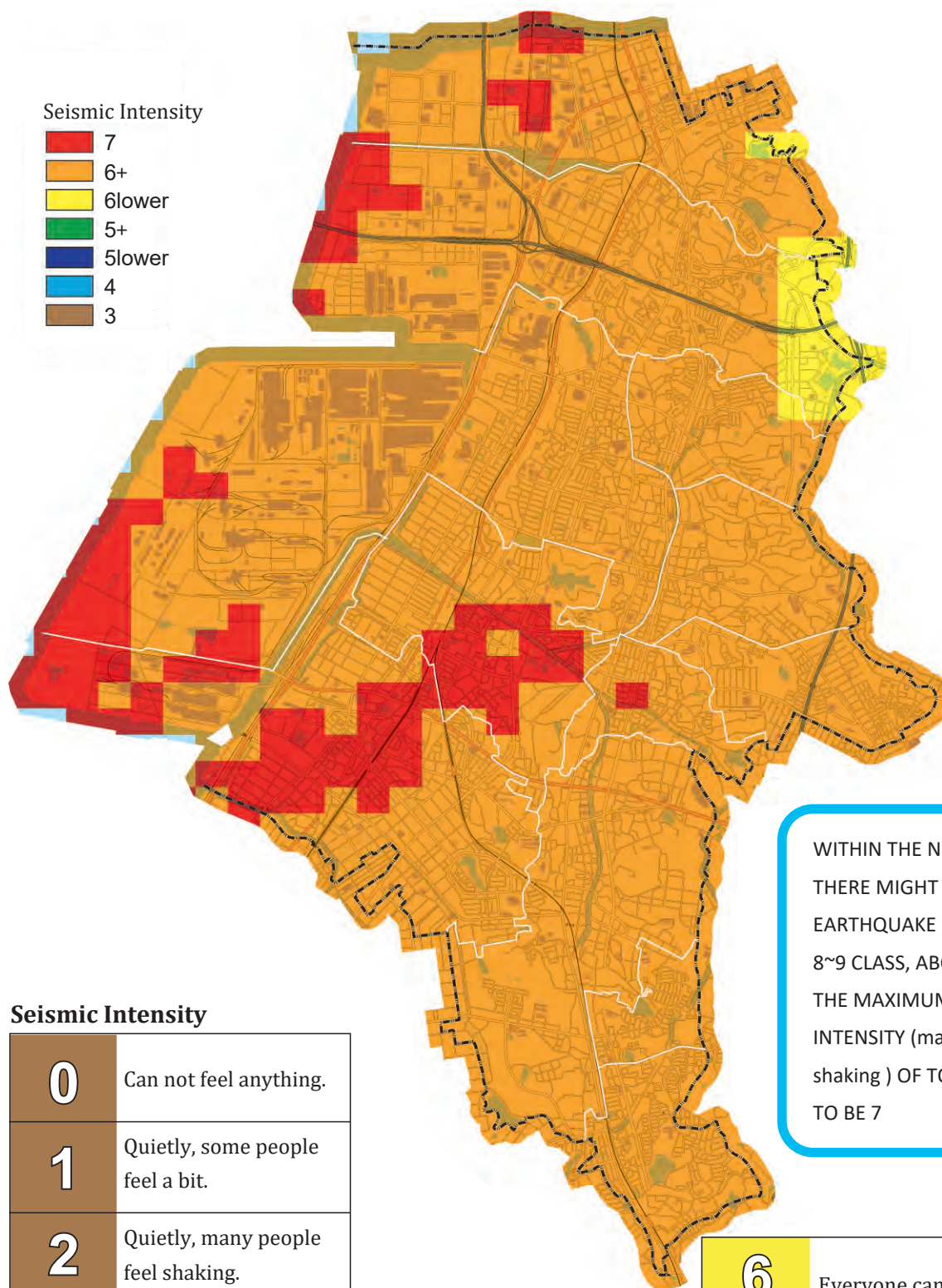


# THE INTENSITY OF AN EARTHQUAKE WHEN OCCURS IN TOKAI CITY

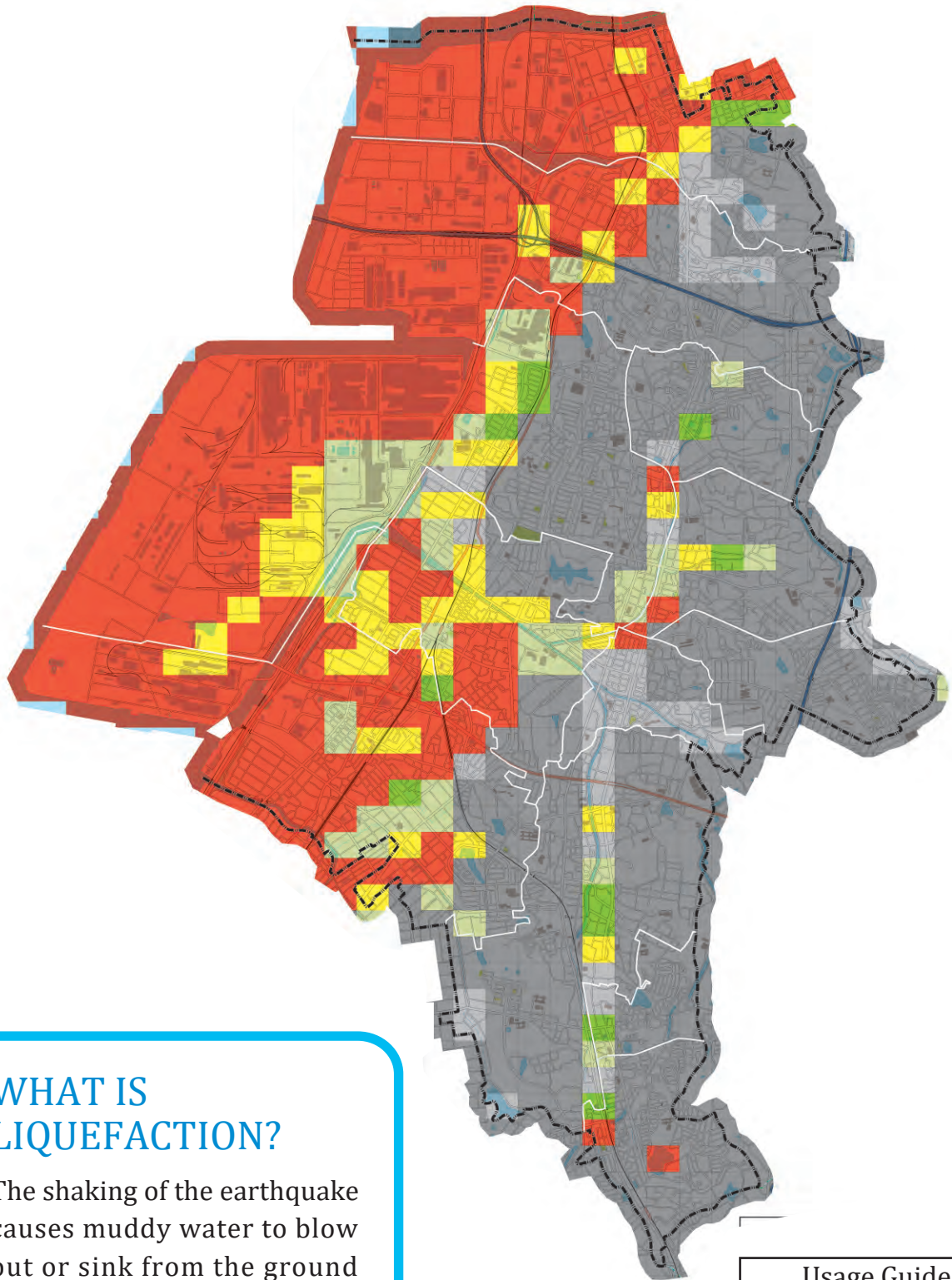


WITHIN THE NEXT 30 YEARS  
THERE MIGHT BE A VERY LARGE  
EARTHQUAKE OF MAGNITUDE  
8~9 CLASS, ABOUT 70 % RATIO.  
THE MAXIMUM SEISMIC  
INTENSITY (magnitude of  
shaking ) OF TOKAI CITY IS SAID  
TO BE 7

## Seismic Intensity

<b>0</b>	Can not feel anything.				
<b>1</b>	Quietly, some people feel a bit.				
<b>2</b>	Quietly, many people feel shaking.				
<b>3</b>	Earthquake can be felt in the house. The lamp lights shakes a little.	<b>5 lower</b>	Everyone wants to grab something. Tablewares, books fall off the shelves.	<b>6 lower</b>	Everyone can't stand or walk.
<b>4</b>	Shaking can be felt when walking.	<b>5+</b>	Everyone can't walk, furnitures fall over.	<b>6+</b>	Furnitures, appliances will fall over. The walls of the wooden houses will crack and fall.
				<b>7</b>	Everyone can't stand or move. The building collapses.







# MAP OF DANGEROUS PLACES OF LIQUEFACTION IN TOKAI CITY



## WHAT IS LIQUEFACTION?

The shaking of the earthquake causes muddy water to blow out or sink from the ground where the Sea or Pond was filled.



Usage Guide	
Liquefaction risk	
	Very dangerous
	Dangerous
	Less dangerous
	Very little dangerous
	Not dangerous
	Not calculated





○Do not use the phone as much as possible.

○Do not use a car when evacuating(escaping ).

○Pick up Kindergartens, Nursery schools, Elem. schools, and Jr., Sr. High schools after considering safety.

○Leave a note to your family to understand when you leave home.

○Stay in your home if it is safe.

○Tall buildings will shake big and slowly. Be careful because chest and drawers will fall.

○During disaster, be prepared to manage food and drinks for about three days.

○FOLLOW THE RULES. HELP EACH OTHER.



# SAFETY THINGS TO BE DONE AT HOME

## CUPBOARDS

Fix the cupboard door to prevent the dishes from falling.

## ELECTRIC LIGHTS

Fix with chains and metal fittings for hanging lamps.  
Tape both ends of the fluorescent lights.

## FIRE ALARM

Put on some fire alarm buzzers to let you know when there is smoke or fire. (bedrooms, stairs, kitchen and others.)

## WINDOW GLASSES

To avoid blowing away of broken glasses, stick them with window film or tape at the inside.

## CURTAIN

If possible use made of flame proof (hard to burn) curtains.

## BOOKSHELVES, CABINETS

Fix them with metal fittings to prevent from falling.

## T.V.

In a low portion where the T.V. is placed, use rope or metal fittings not to fall.

## HEATER

Make sure the heater you use has automatically stop attachment.

1

Create a safe place in the house without chests or cabinets.



2

Do not put anything at the entrance or corridor.



3

No chest or drawers in the bedrooms. (children's and elderly rooms)



4

Think, so the chest or drawer do not fall.



# LISTEN TO THE INFORMATION

Everybody will be informed by radio, speaker, ect.  
during big earthquake, typhoon etc. in Tokai City.

## RADIO DISASTER PREVENTION

BROADCAST:  
Medias FM 83.4 MH2



## SPEAKER

22 Speakers in Tokai City  
will give information.



## SIREN

The sound of Siren will be  
heared during sudden  
information.



## E-MAILS

Register CHITAMARU SAFETY AN SECURITY TO GET INFORMATION.

◇ Registration

【Computer】 [http://www.chitamaru.jp/safety\\_info/melmaga\\_add.asp](http://www.chitamaru.jp/safety_info/melmaga_add.asp)

【Mobile phone】 <http://www.chitamaru.jp/i/anzen/>

VIEW TOKAI CITY WEBSITE (Emergency Disaster Prevention)



# WHEN AN ALARM IS ISSUED

## SPECIAL WARNING

Go out at a very dangerous time. ( heavy rain, tsunami, ect.)  
Protect yourselves first.

## TSUNAMI

Escape to a high  
place.



## TYPHOON

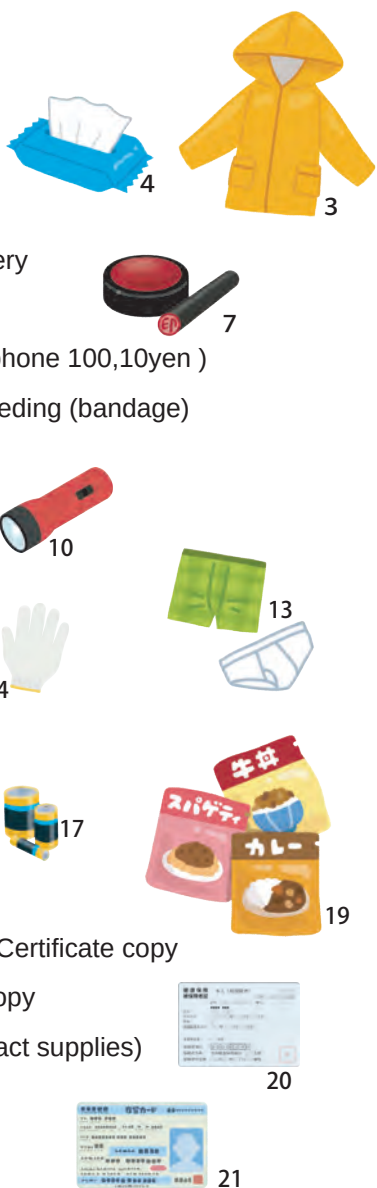
Look out , if it is  
dangerous, stay  
inside the house  
if not, go to the  
Shelter.





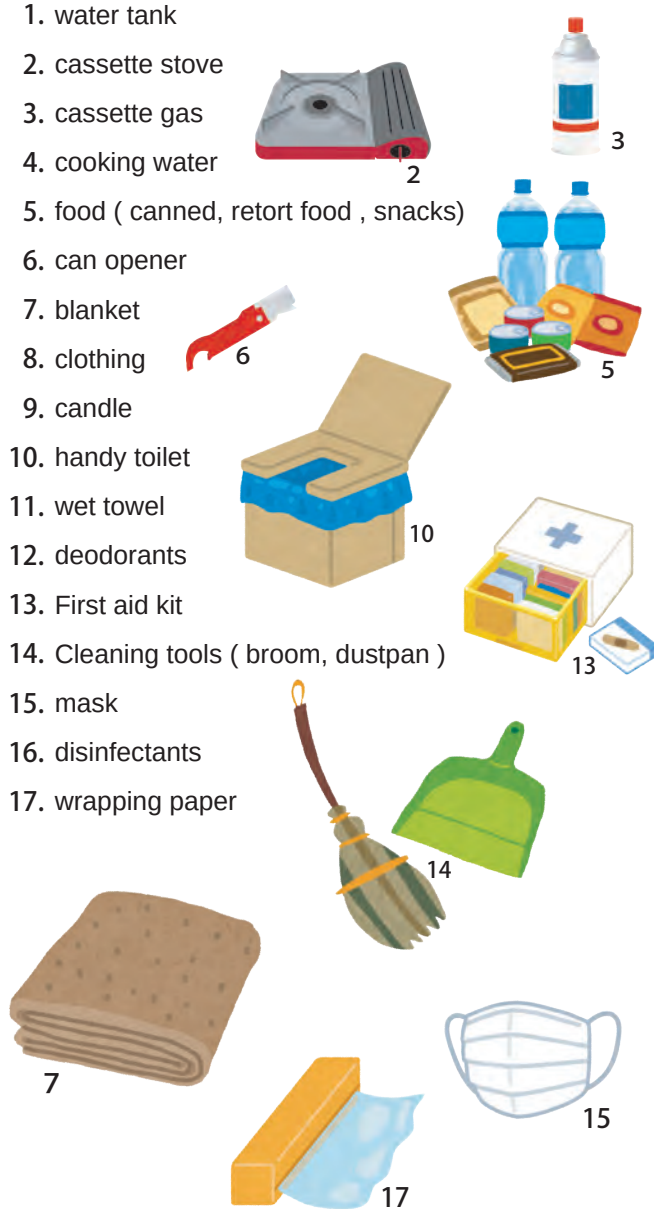
## THINGS TO BRING WHEN YOU EVACUATE

- tissue paper
- towel
- rain coat
- sterilization sheet
- mask
- mobilephone battery
- seal
- cash (public telephone 100,10yen )
- Things to stop bleeding (bandage)
- flashlight
- lighter
- knife
- underwear
- gloves
- radio
- packing tape
- battery
- water
- food
- Health Insurance Certificate copy
- Residence card copy
- eye glasses (contact supplies)
- sanitary items
- pencil and paper



## STOCK PILE

- water tank
- cassette stove
- cassette gas
- cooking water
- food (canned, retort food, snacks)
- can opener
- blanket
- clothing
- candle
- handy toilet
- wet towel
- deodorants
- First aid kit
- Cleaning tools (broom, dustpan)
- mask
- disinfectants
- wrapping paper



### ■ Things needed for infants

- Baby food
- Milk powder
- Cooking utensils
- Disinfectant supplies
- pampers
- wipes



### ■ Things needed for Senior citizens

- dentures
- Long term care food
- Adult pampers
- Contact hospital name and telephone number
- Medicine notebook
- Regularly taking medicine



### ■ For Pets

- Vetenerary Hospital name and telephone number
- neck band
- cage
- Pet food
- Excretion supplies



### ■ Notebook

- ☐
- ☐
- ☐
- ☐
- ☐